

2024 Commercial Sea Cucumber Fishery

PSCHA Annual General Meeting

July 10, 2024

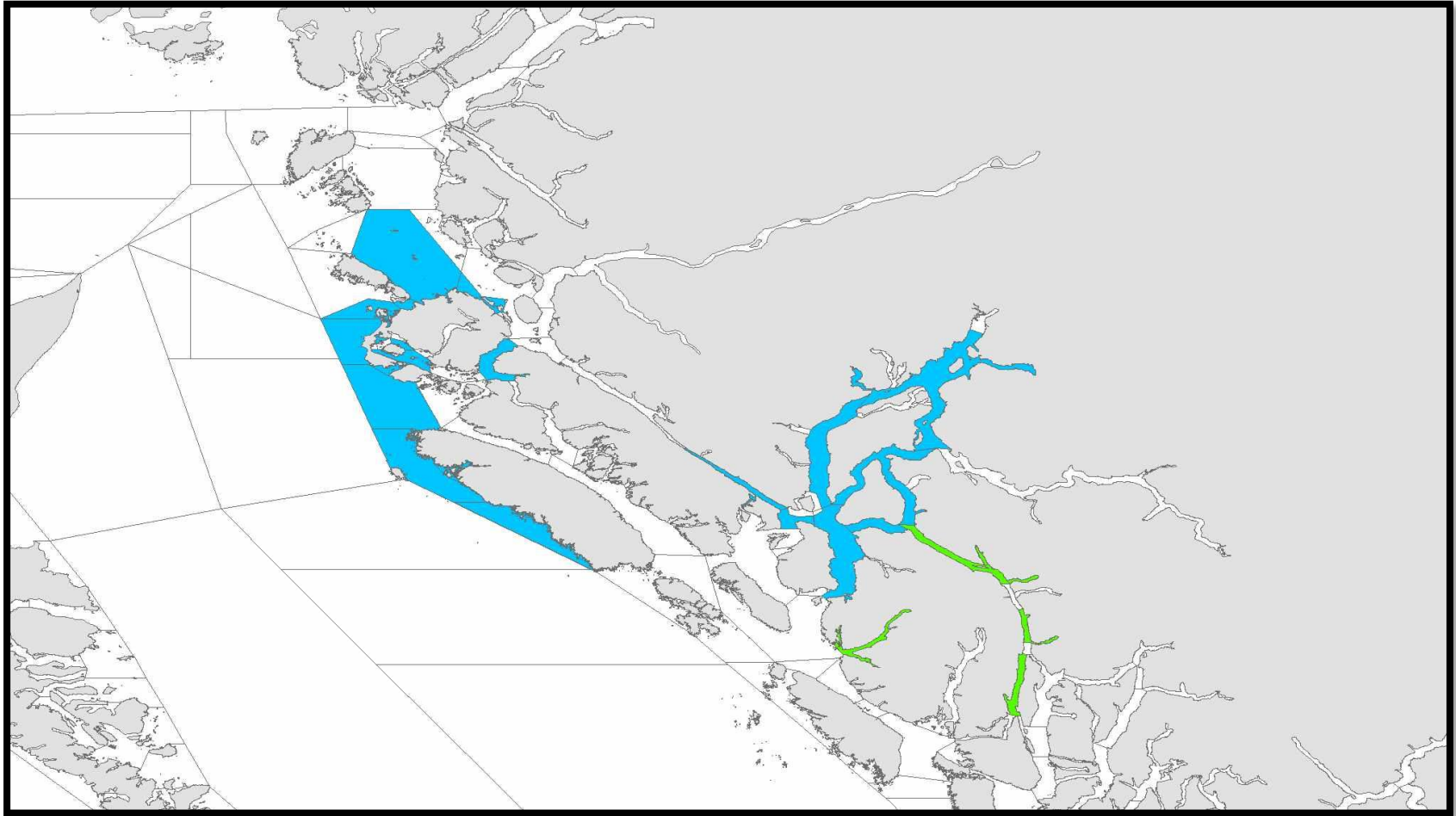
Pauline Ridings

Summary of the 2024 Fishery

- Total Allowable Catch = 1.36 million pounds (no change)
- Individual Quota = 16,000 pounds (no change)
- Changing name of ECVI licence area to South Coast Inside Waters (SCIW) to reflect that harvest also occurs on the mainland side. Licence designation will still be 'G'.
- A new QMA has been created in Management Area 6 in the old EFA site in Tolmie Inlet.

Licence Area	# licences in 2023	# licences in 2024
North Coast	29	33
Central Coast	28	26
East Coast VI	22	19
West Coast VI	6	7
Total	85	85

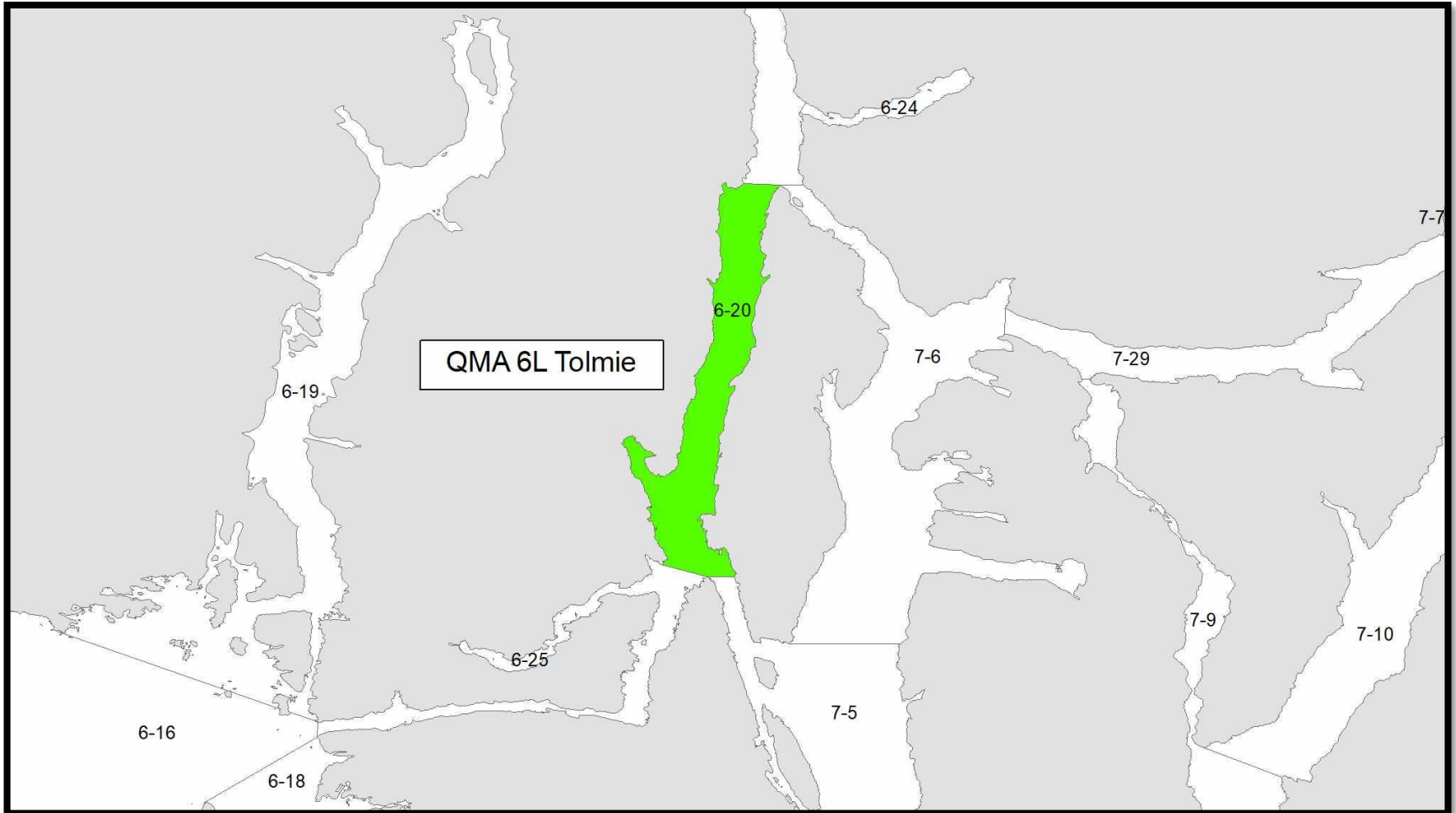
North Coast Licence Area – 2024 Fishery



Blue: Rotational QMAs available for harvest in 2024

Green: Annual QMAs available for harvest in 2024

Tolmie Channel (old EFA site) reopening in 2024

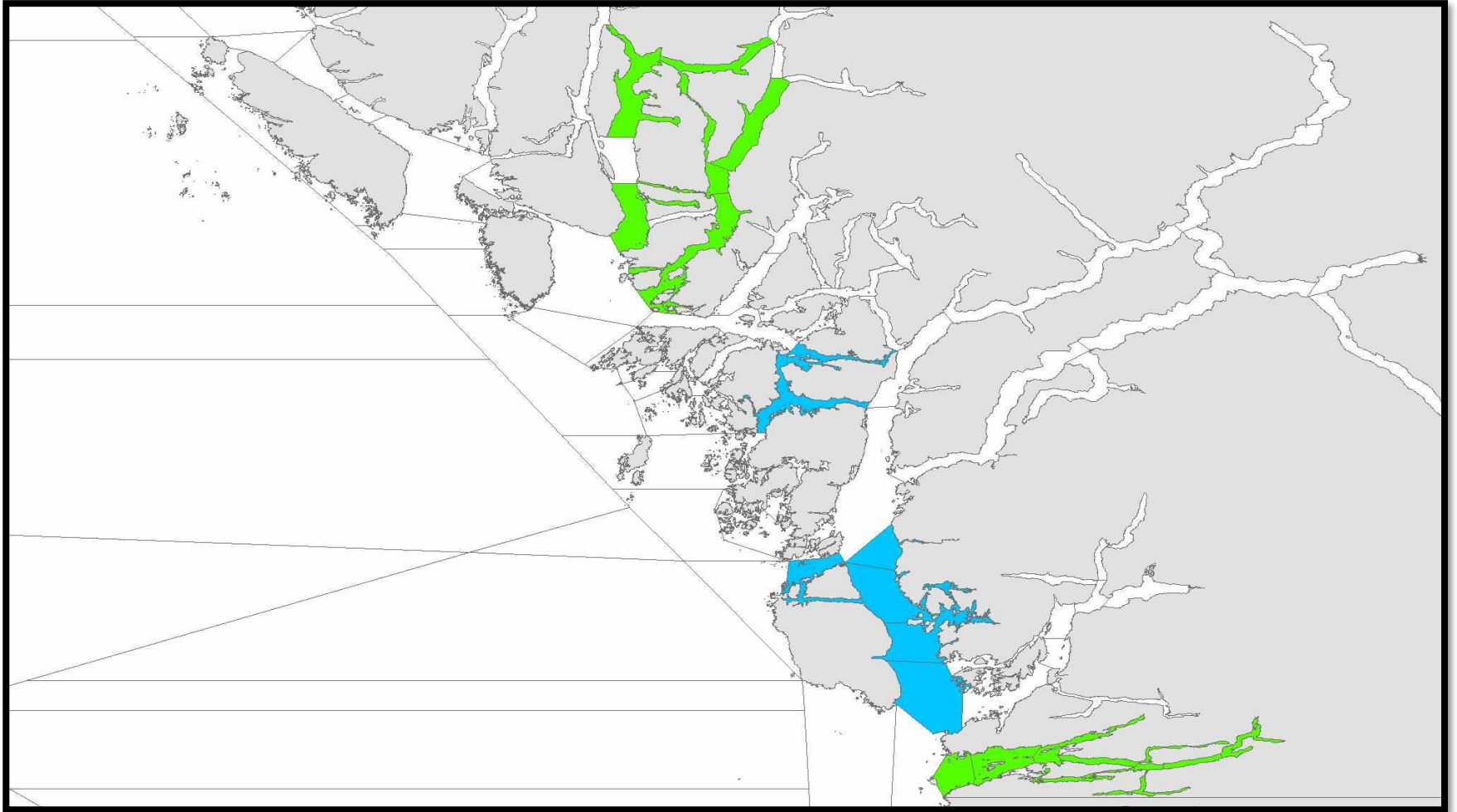


North Coast Licence Area – 2024 Fishery

QMA	Commercial Quota (split lb.)	Fishery Type	Last Harvest
4C North Porcher	94,885	3-yr Rotational	2021
5A West Banks	78,553	3-yr Rotational	2021
5D South Porcher	72,065	3-yr Rotational	2021
5I Grenville South	33,113	3-yr Rotational	2021
6G Kitimat Arm	42,572	3-yr Rotational	2021
6H Douglas Channel	78,660	3-yr Rotational	2021
6I Gribbell Island	96,062	3-yr Rotational	2021
6E Princess Royal Ch.	18,241	Annual	2023
6J Surf Inlet	6,528	Annual	2023
6L Tolmie Channel	7,321	Annual	n/a
TOTAL	528,000	33 Licences	

9,315 split lbs of fallback quota available in QMA 6G in 2024

Central Coast Licence Area – 2024 Fishery



Blue: Rotational QMAs available for 2024 harvest

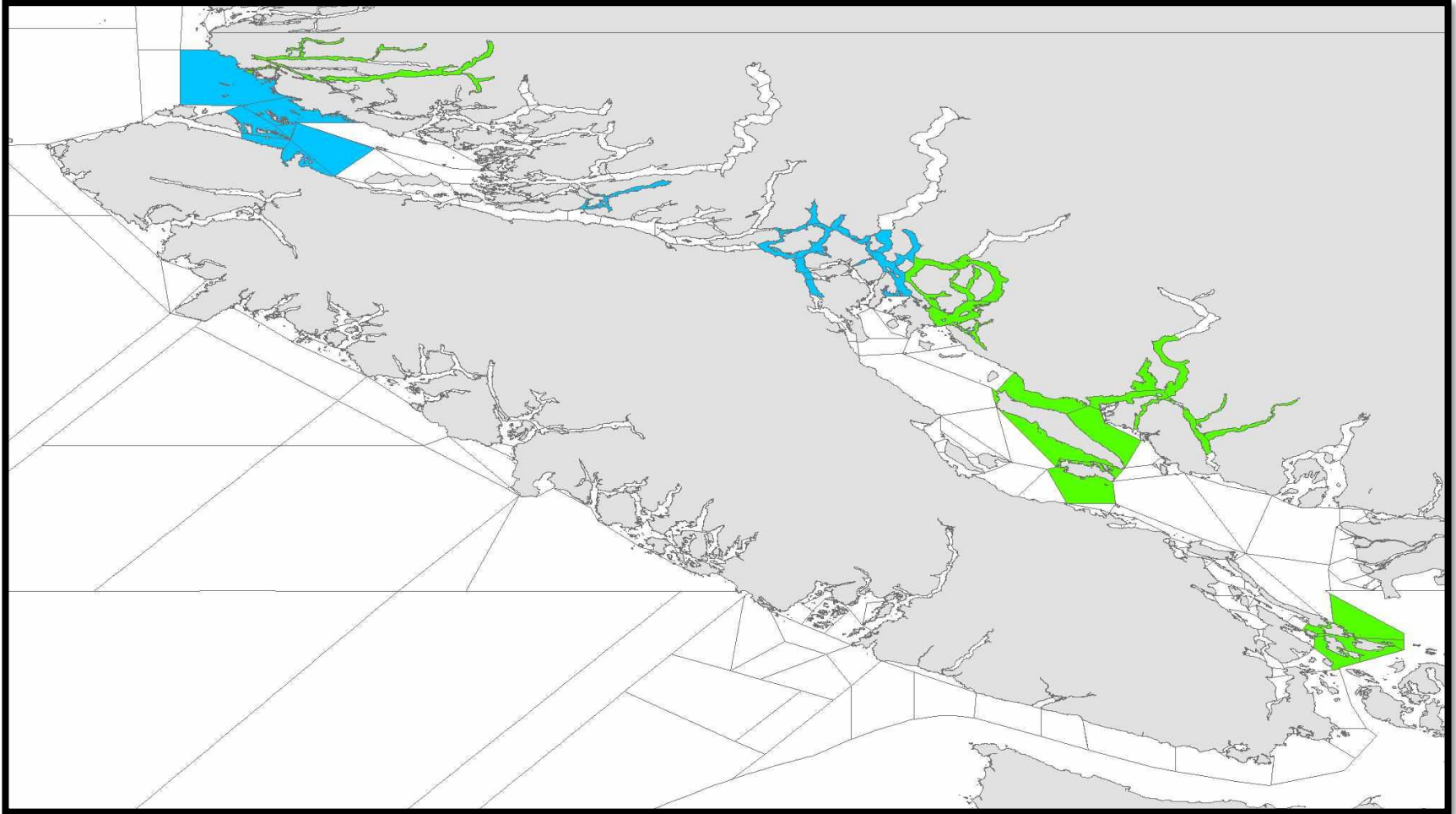
Green: Annual QMAs available for 2024 harvest

Central Coast Licence Area – 2024 Fishery

QMA	Commercial Quota (split lb.)	Fishery Type	Last Harvest
7F Denny Island	172,554	3yr Rotational	2021
8B Calvert Island	159,680	3yr Rotational	2021
7G Sheep Pass	6,176	Annual	2023
7H Upper Mathieson	12,370	Annual	2023
7I Lower Mathieson	18,364	Annual	2023
7N Finlayson North	10,491	Annual	2023
7O Finlayson South	8,603	Annual	2023
10A Smith Inlet	27,762	Annual	2023
TOTAL	416,000	26 Licences	

990 split lbs of fallback quota available in 8B

East Coast Vancouver Island (ECVI) Licence Area – 2024 Fishery



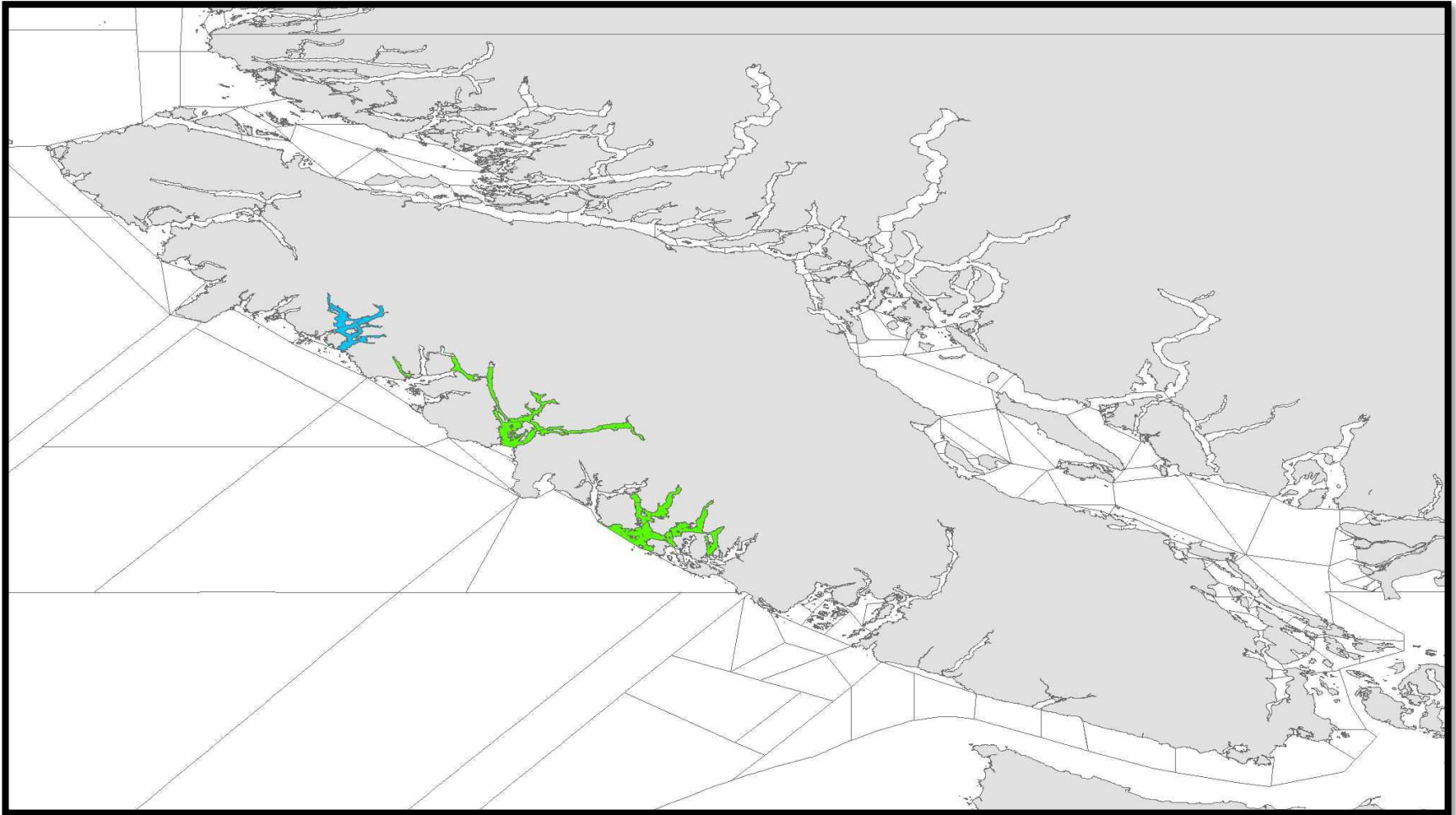
Green: QMAs available for 2024 harvest in ECVI licence area – annual fishery
Blue: QMAs available for 2024 harvest in ECVI licence area – rotational fishery

ECVI Licence Area – 2024 Fishery

QMA	Commercial Quota (split lb.)	Fishery Type	Last Harvest
11A Belize Inlet	8,981	Annual	2023
11B Seymour Inlet	8,981	Annual	2023
11E Allison Harbour	24,430	3yr Rotational	2021
12K Port Harvey	29,552	3yr Rotational	2021
12M Port Hardy	26,309	3yr Rotational	2021
12N Goletas Channel	50,897	3yr Rotational	2021
12O Walkers/Deserters	53,791	3yr Rotational	2021
13B North Area 13	43,723	3yr Rotational	2021
13C East Thurlow	41,354	3yr Rotational	2021
18A Gulf Islands South	16,000	Annual	2020
Total	304,000	19 licences	

All annual QMAs not in the schedule are available for fallback in 2024 plus additional quota in 11A and 11B if needed.

WCVI Licence Area – 2024 Fishery



Green: QMAs available for 2024 harvest in WCVI licence area – annual fishery

Blue: QMAs available for 2024 harvest in WCVI licence area – 3yr rotational fishery

WCVI Licence Area – 2024 Fishery

QMA	Commercial Quota (split lb.)	Fishery Type	Last Harvest
24A North Clayoquot	20,000	Annual	2023
24B South Clayoquot	12,000	Annual	2023
25A Nootka/Tahsis	20,000	Annual	2023
25B Muchalat/Tlupana	28,000	Annual	2023
26A Kyuquot	32,000	Rotational	2021
Licence Area Total	112,000	7 licences	

Fallback quota available in 25A (Nootka/Tahsis) and 23B (Ucluelet/Pipestem) in 2024